

Turning Point (Student Response System) Fix

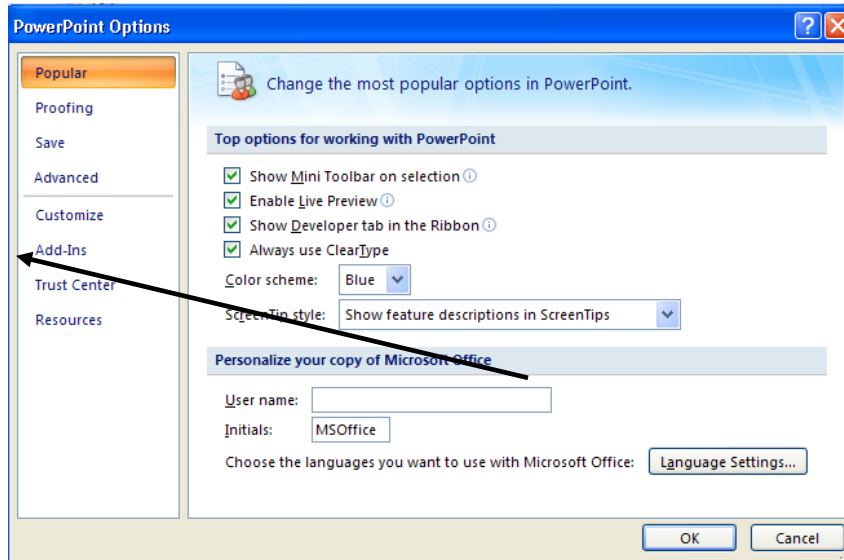
If you are having problems with Turning Point and the student transmitters are not being detected by your Turning Point presentations your problem may be caused by an unwanted ADD-IN. Follow the steps below to remove the “**Aware MS Office Add-in**”.

Turning Point with Office 2007

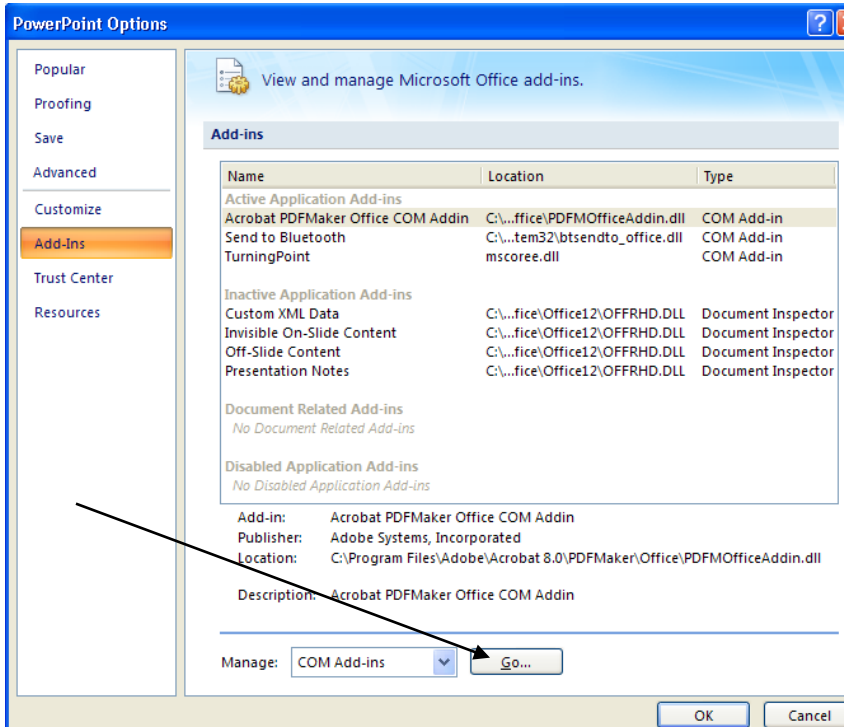
1. Open Turning Point



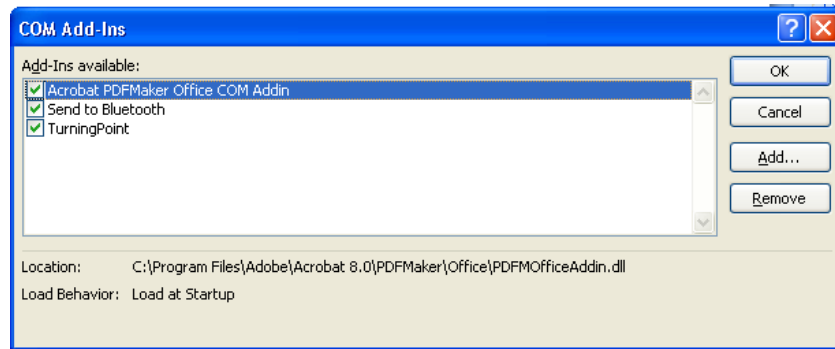
2. In the upper left hand corner click on the “MS Office button”
3. Now click on the button on the bottom of that window “Power Point Options”
4. In this window on the left side you will see a menu. Click on the “Add-Ins” link.



5. If you see an Add-Inn called “**Aware MS Office Add-in**” in this window you must remove it.



6. Unfortunately I do not have a computer that has this “Add-In” so it is not visible above. But if it were you would follow the arrow and click on the “Go...” button at the bottom of that window.
7. Now select the “**Aware MS Office Add-in**” and click the “Remove” button. In the picture below I only selected the “Acrobat PDFMaker Office Com Add-in” as an example.



If you are still having problems please call me at (586007) or enter a work order and when I am in your building I can stop in and help.

Thanks,
Rick Perez